

ASPEN

Countertops

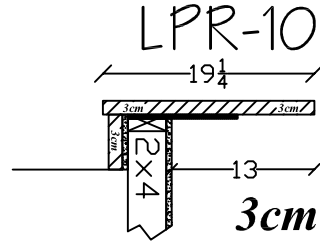
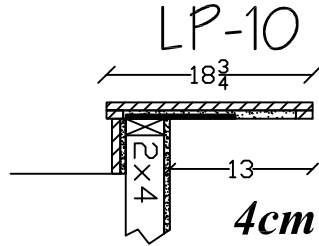
Job: _____

Sales Rep: _____

Corbel Selection Sheet

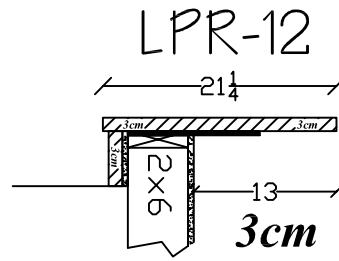
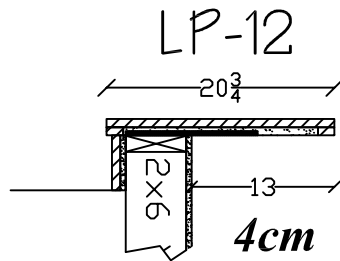
10" Pony Wall Corbel

- Minimum Support: 2"x4" Wall with 2"x4" Top Plate (No MDF, Particle Board, or Plywood)
- Maximum Countertop Overhang: 13"
- Maximum Corbel Overhang: 7"
- Maximum Distance Between Corbels: 24"
- Maximum Weight per Corbel: 75lbs.



12" Pony Wall Corbel

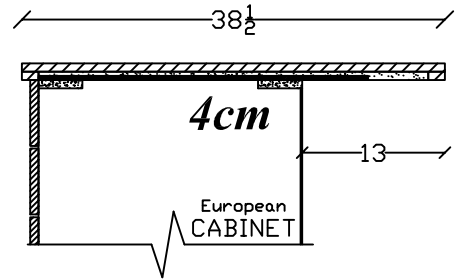
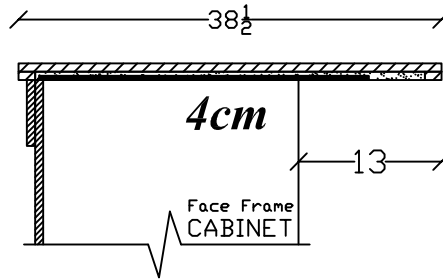
- Minimum Support: 2"x6" Wall with 2"x6" Top Plate (No MDF, Particle Board, or Plywood)
- Maximum Countertop Overhang: 13"
- Maximum Corbel Overhang: 7"
- Maximum Distance Between Corbels: 24"
- Maximum Weight per Corbel: 75lbs.



LP-30

30" Cabinet Corbel (Non-Recessed)

- Minimum Support: Cabinet box with front & back stretchers (may be added for face frame cabinets)
- Maximum Countertop Overhang: 13"
- Maximum Corbel Overhang: 7"
- Maximum Distance Between Corbels: 24"
- Maximum Weight per Corbel: 75lbs.



LPR-30

30" Cabinet Corbel (Recessed)

- Minimum Support: Cabinet box with front and back stretchers (may be added for face frame cabinets)
- Maximum Countertop Overhang: 15"
- Maximum Corbel Overhang: 7-8"
- Maximum Distance Between Corbels: 24"
- Maximum Weight per Corbel: 75lbs.

